

Model SRIM2

Room Isolation Monitor

The SRIM2 is Setra's highest performance non-BACnet product measuring low differential pressure in critical applications. The SRIM2, built on the foundation of the SRIM1, is an ideal solution for anyone who requires cost-effective local monitoring and alarming of multiple parameters, but does not require BACnet protocol. The SRIM2 has a 3-color backlit display, for easy menu navigation and visual/audible alarm setup for pressure, temperature, humidity and door input.

Why Use Anything But the Best?

In the most critical of environments where contamination can result in financial loss and even the loss of life, it is no secret why Setra differential pressure sensors are the most trusted in the industry. Setra's capacitive stainless steel design offers the most stable very low differential pressure sensor for building automation systems.

Alarm Everything That You Monitor

The SRIM2 provides audible and visual alarming for pressure, temperature and humidity to give you peace of mind in your critical environment. High and low alarm set-points for each parameter are easily configurable through a four-button membrane keypad. A digital input is also provided to show door status.

Three Color Easy-to-See Status Screen

The SRIM2's three-color backlit screen allows the end user to easily view the status of the monitored space with green (normal), yellow (warning) and red (alarm) status screens. Alarms can be configured to be delayed to ensure that each SRIM2 is configured to the specific needs of the end user.

Save Time and Money on Calibration

With requirements to calibrate pressure sensors anywhere from 1-3 times annually, the Setra SRIM2 offers a solution to help you save on calibration time. The SRIM2 allows the end user to remove the sensor without detaching any wiring or plumbing, saving time and money by completing the calibration in minutes.



- Maximize Patient Safety
- Alarm on 4 Parameters
- Save on Calibration & Installation

Model SRIM2 Features:

- Dead-ended On-board Sensor - Industry Best Accuracy
- 3-Color LCD Display for Easy Setup and Room Display
- Monitor & Alarm Pressure, Temp, RH and Door (Digital)
- Configurable Audible & Visual Alarms
- Flush Mount (51 mm wall depth) and Surface Mount Available
- Removable Faceplate for No Hassle Calibration

Model SRIM2

Room Isolation Monitor



ORDERING INFORMATION

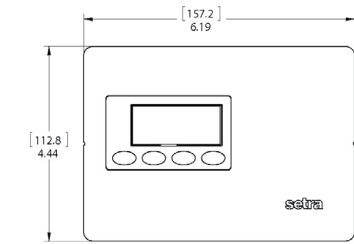


Model	Pressure Ranges						Type**		Output**		Mounting/Logo		Accuracy		Pressure Snubber	
	("W.C.)			(Pascals)			D	Unidirectional	11	4 to 20mA	WL	Wall Mount w/ Logo	C	±1.0% FS	N	None
SRIM2 = SRIM2							B	Bidirectional	2B	0 to 5 VDC	DL	Duct Mount w/ Logo	F	±0.25% FS w/ cal. cert	1	Quantity 1
	R05W*	0 to 0.05	±0.05	Z02L	0 to 12.5	±12.5			2C	0 to 10 VDC	WN	Wall Mount, No Logo	H	±.05% FS w/ cal. cert	2	Quantity 2
	OR1W	0 to 0.1	±0.1	O25L	0 to 25	±25					DN	Duct Mount, No Logo	G	±1.0% FS w/ cal. cert		
	R25W	0 to 0.25	±0.25	O50L	0 to 50	±50					WS	Wall Mount, Stainless Steel Bezel				
	OR5W	0 to 0.5	±0.5	100L	0 to 100	±100										
	001W	0 to 1.0	±1.0	250L	0 to 250	±250										
	2R5W	0 to 2.5	±2.5	500L	0 to 500	±500										
	005W	0 to 5.0	±5.0	10CL	10CL	10CL										
				25CL	0 to 2500	±2500										

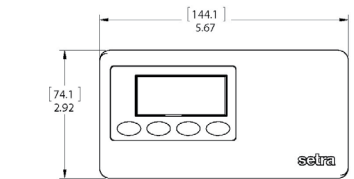
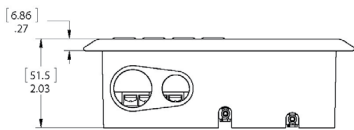
*available in unidirectional only
 **Field Configurable but factory configured for cal certs.

Example: Part No. SRIM2R05WD11WLC1 = Model SRIM2, 0 to 0.05 in. W.C. Pressure Range, Unidirectional, 4 to 20 mA Output, Wall Mount with Logo, ±1.0% FS Accuracy, 1 Snubber

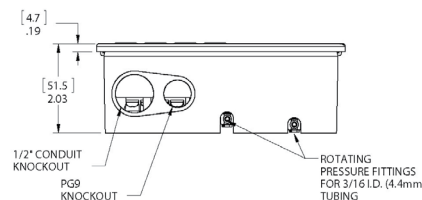
DIMENSIONS



WALL MOUNT



DUCT MOUNT



GENERAL SPECIFICATIONS

Performance Data				Environmental Data	
	Code F	Code H	Code C/G	Operating Temp. ³ °F (°C)	22 to +140 (-6 to +60)
Accuracy RSS*	±0.25% FS	±0.5% FS	±1.0% FS	Electrical Data	
Non-Linearity (BFSL)	±0.22% FS	±0.49% FS	±0.98% FS	Circuit	3-Wire (Exc, Out, Com)
Hysteresis	±0.1% FS	±0.1% FS	±0.1% FS	Output (Field Selectable)	0 to 5 VDC, 0 to 10 VDC, 4 to 20 mA
Non-Repeatability	±0.05% FS	±0.05% FS	±0.05% FS	Power	18 to 30 VDC or 24 VAC ±10%
Zero/Span Setting Tol.	±0.5% FS	±0.5% FS	±1.0% FS	Power Consumption	4 W. MAX (24 VDC) 8 W. MAX (25 VAC)
Thermal Effects				Physical Description	
Compensated Range °F (°C)	40 to 120 (4.5 to 50)			Electrical Connection	Screw Terminal
Zero/Span Shift %FS	±0.02% FS/deg ³ Typ.			Dimensions	See reverse side
Overpressure	Up to 10 PSI (Range dependent)			Weight	10.7 oz.
Pressure Media				Display	Custom 2-Line Character LCD
Air or non-conductive, non-explosive gases.				Pressure Fittings	Barbed Fittings for 1/4" Tubing
Certifications				Case	Fire Retardant Plastic UL94V-0
CE	EN61326-1 & EN61326-2-3 BASIC Immunity & Class B Emission			*RSS of Non-Linearity, Hysteresis, and Non-Repeatability. Specifications subject to change.	
RoHS					